



## Scott Munds

Senior Loan Officer, Promise Home Loans

NMLS #OR 272506

Serving the Northwest - Portland Office, OR 97224

Office: (971) 708-0281

Mobile: (503) 969-9929

Fax: (971) 260-2540

[smunds@promiseloans.com](mailto:smunds@promiseloans.com)

[View My Website](#)

## Fed Talking About Big Rate Hikes, But Mortgage Rates Moved Lower

It was a week for paradoxes on several fronts, most notably when mortgage rates moved lower just after the Fed floated the idea of an even bigger hike.

There's a popular misconception that the Fed sets mortgage rates, or controls them directly in some way. They don't.

The Fed sets the Fed Funds Rate (FFR) which applies to loans between big banks for less than 24 hours. Mortgage rates are control by bonds that last years. FFR is a short-term rate and mortgages are longer-term.

The only major exception is seen when the Fed is changing its bond-buying plans. Those bond purchases have a direct impact on mortgage rates because they include the bonds that underlie the mortgage market as well as other longer-term bonds that move in concert with mortgages. All that having been said, we haven't had any big news on Fed bond buying in months.

The other reason mortgages don't care about the Fed Funds Rate is that the Fed only meets 8 times a year whereas mortgage rates change every day (sometimes more than once!). That means mortgages as well we the rest of the bond market can move well in advance of the Fed actually pulling the trigger.

In fact, betting on future Fed rate hikes is big business. Securities known as Fed Funds Futures trade for exactly this purpose. They go a long way in explaining this week's paradoxical movement. The chart below shows Fed rate hike expectations for the middle of next year as well as 10yr Treasury yields (which correlate very well with mortgage rates)

## National Average Mortgage Rates



|                            | Rate | Change | Points |
|----------------------------|------|--------|--------|
| <b>Mortgage News Daily</b> |      |        |        |

|              |       |       |      |
|--------------|-------|-------|------|
| 30 Yr. Fixed | 7.09% | +0.07 | 0.00 |
| 15 Yr. Fixed | 6.56% | +0.03 | 0.00 |
| 30 Yr. FHA   | 6.62% | +0.07 | 0.00 |
| 30 Yr. Jumbo | 7.35% | +0.04 | 0.00 |
| 5/1 ARM      | 7.30% | +0.06 | 0.00 |

## Freddie Mac

|              |       |       |      |
|--------------|-------|-------|------|
| 30 Yr. Fixed | 7.02% | -0.42 | 0.00 |
| 15 Yr. Fixed | 6.28% | -0.48 | 0.00 |

Rates as of: 5/17

## Market Data

|                | Price / Yield | Change  |
|----------------|---------------|---------|
| MBS UMBS 6.0   | 100.40        | -0.15   |
| MBS GNMA 6.0   | 100.78        | +0.04   |
| 10 YR Treasury | 4.4223        | +0.0454 |
| 30 YR Treasury | 4.5610        | +0.0549 |

Pricing as of: 5/17 5:59PM EST

## Recent Housing Data

|                     |        | Value | Change  |
|---------------------|--------|-------|---------|
| Mortgage Apps       | May 15 | 198.1 | +0.51%  |
| Building Permits    | Mar    | 1.46M | -3.95%  |
| Housing Starts      | Mar    | 1.32M | -13.15% |
| New Home Sales      | Mar    | 693K  | +4.68%  |
| Pending Home Sales  | Feb    | 75.6  | +1.75%  |
| Existing Home Sales | Feb    | 3.97M | -0.75%  |
| Builder Confidence  | Mar    | 51    | +6.25%  |



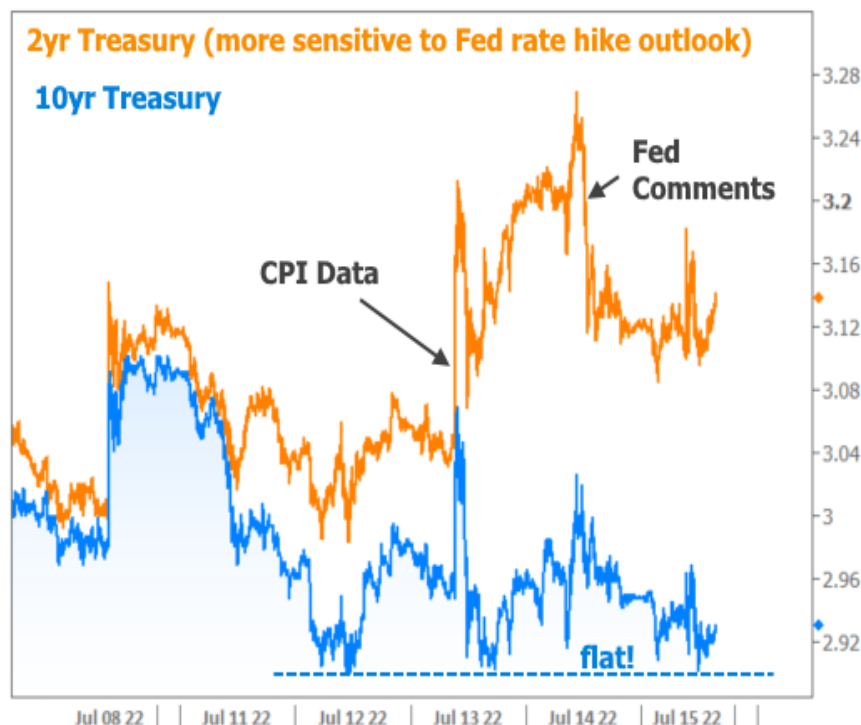
The next chart shows Fed rate hike expectations 3 months from now. Notice this week's surge is much more pronounced:



### What does it all mean?

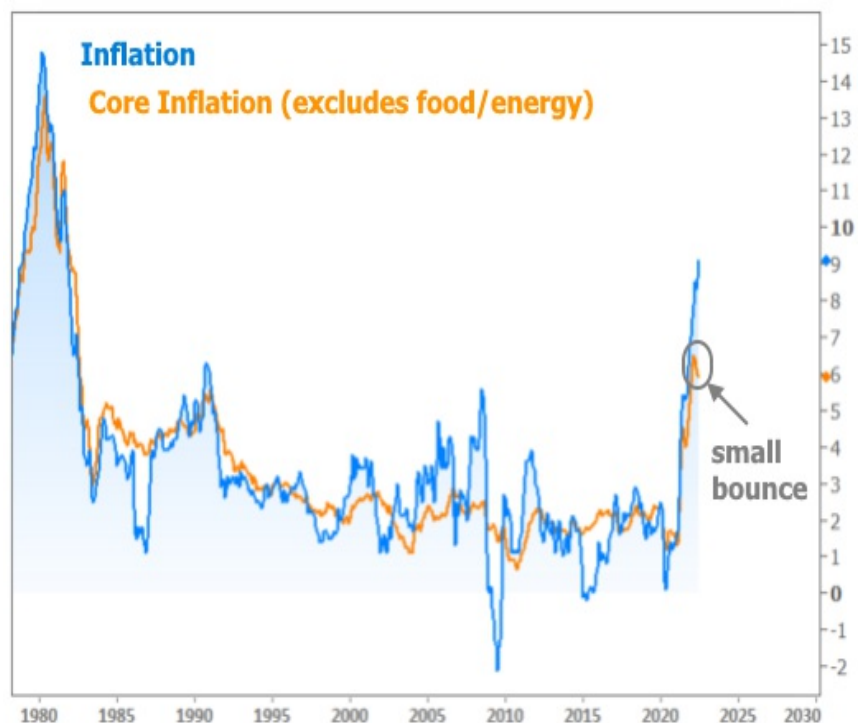
These charts tell us that something happened this week that greatly increased the odds of bigger rate hikes in the short term, but that traders didn't think those higher rates would be sustainable by the middle of next year. A closer look reveals the culprit, but first let's name the culprit explicitly: CPI!

CPI, or the Consumer Price Index is a key inflation report. It was responsible for the big surge in rates last month (which can be seen even more easily via the orange line in the chart above after June 9th). This time around, it surprised to the upside yet again, coming in at the highest month-over-month levels since 2005 and the highest annual levels since the early 80s. Here's how it impacted bonds. The following chart uses 2yr Treasury yields instead of Fed Funds Futures).

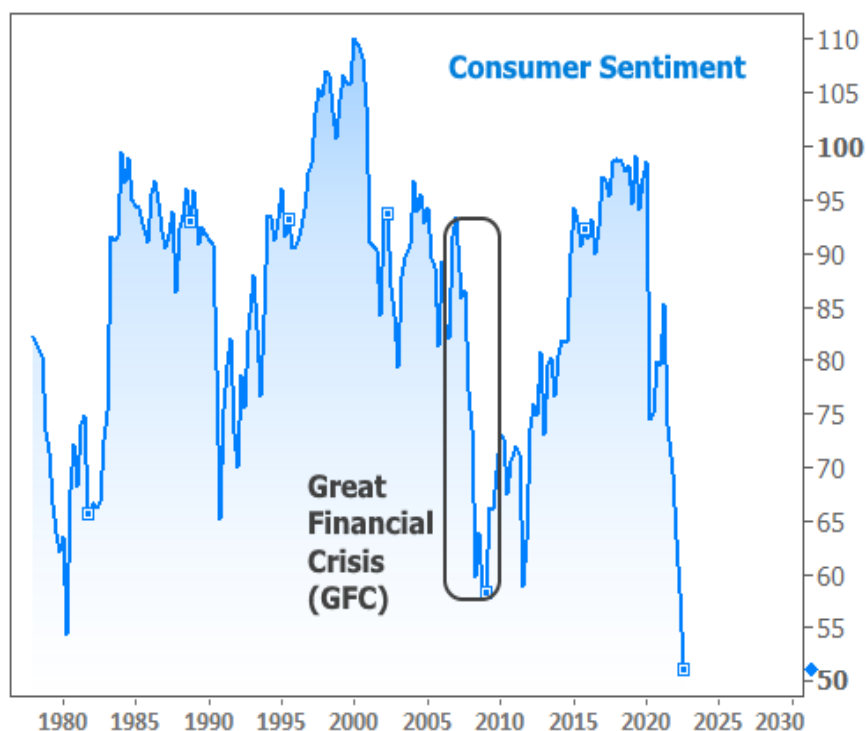


After CPI came out, the market quickly ramped up bets for a 1.00% Fed rate hike at the upcoming meeting. That would make it the biggest hike since 1984. The following day, Fed member Christopher Waller said the market might be a bit ahead of itself and that, while a 1.00% hike was on the table, it wasn't necessarily the base case. This helped 2 year yields and Fed rate hike expectations cool off. Notably though, 10yr yields were already much cooler--basically trading flat on the week.

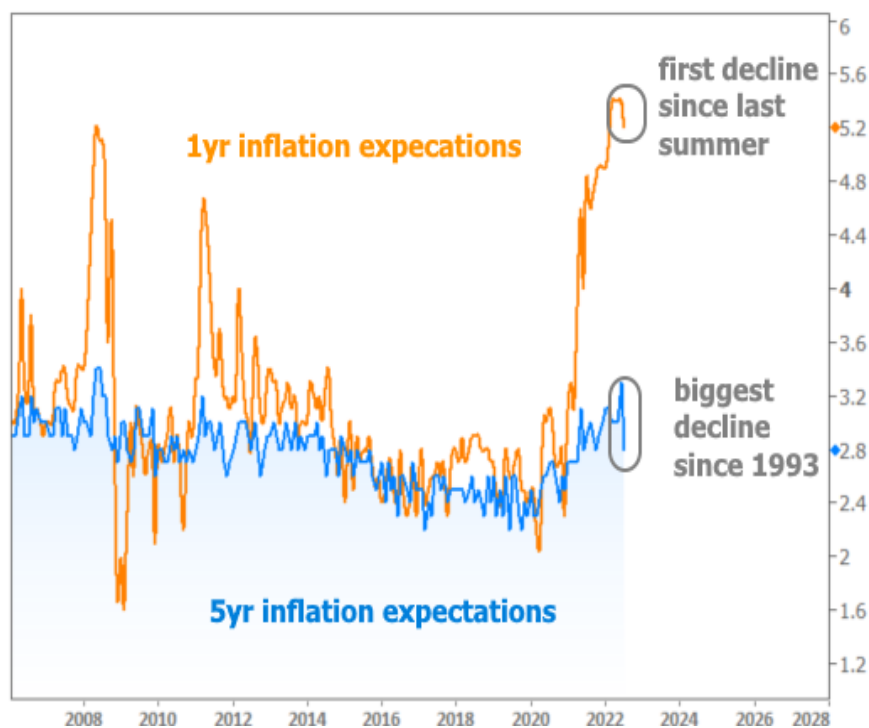
We've already established that longer-term rates (like 10yr yields) don't care as much about shorter term Fed rate hike expectations. One key reason for that is that 10yr yields have to consider everything that might happen over 10 years. And although inflation is high now and may remain higher in the short term, it's expected to fall one way or another in the coming months. Some measures, such as CORE CPI (which ignores more volatile food and energy prices) has already been declining in year-over-year terms.



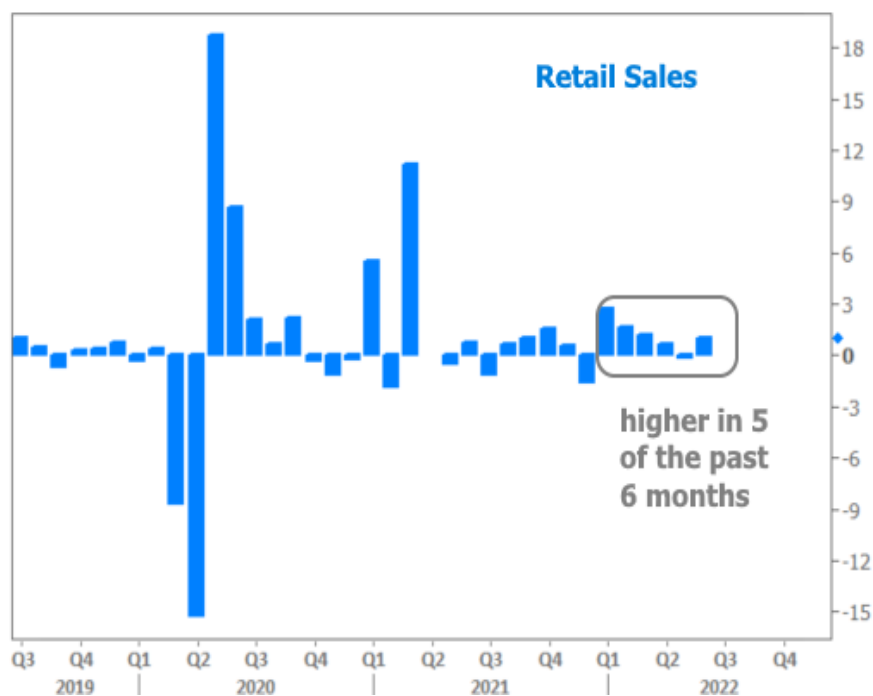
If inflation doesn't decline as expected, the market BELIEVES the Fed will hike rates even more aggressively. The effect of such rate hikes and high inflation would almost certainly be a recession (something that almost always leads to falling prices). If consumer sentiment is any indicator, a recession might already be in the cards.



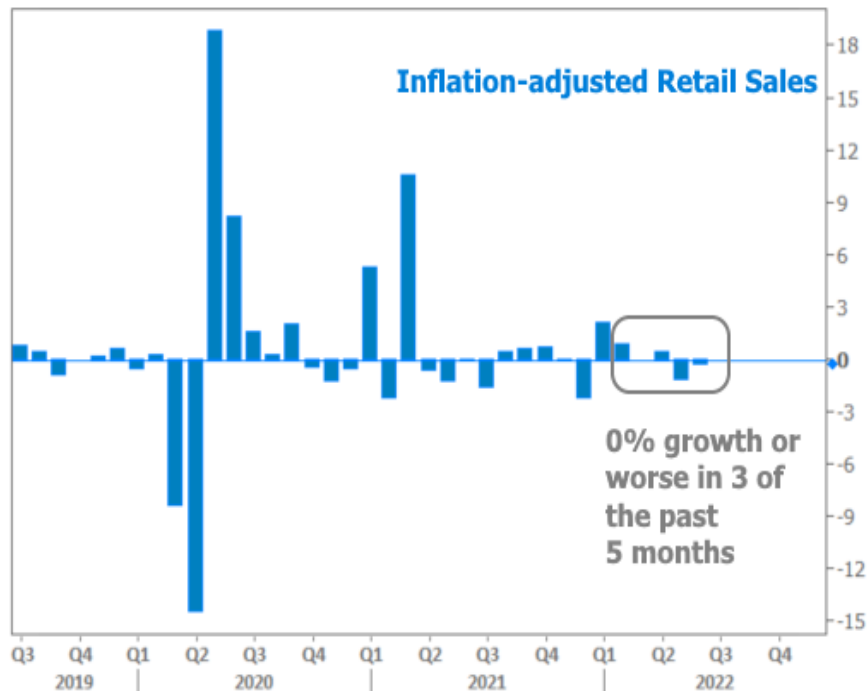
The same report that tallies consumer sentiment also asks about inflation expectations. There was a notable shift this week.



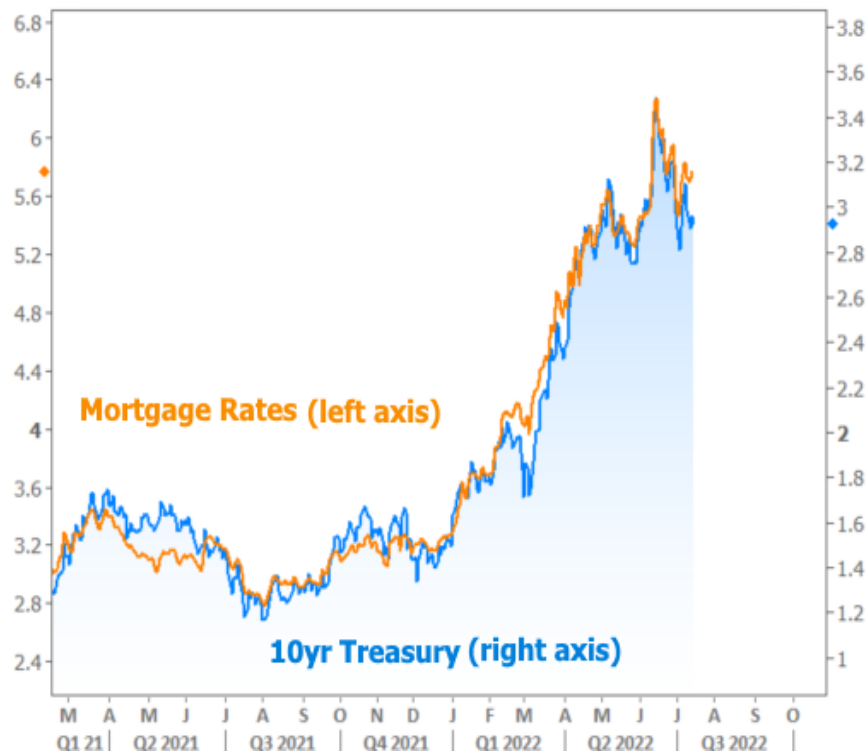
Even Friday's hotly anticipated Retail Sales report, which beat expectations by coming in at 1.0 vs 0.8% failed to remain in positive territory after accounting for inflation. Here's the unadjusted retail sales chart:



And here's how it looks when we subtract inflation:



The bottom line is that although we have high inflation and high Fed rate expectations today, the market increasingly foresees a scenario where the combination of those factors squeezes consumers to the point that inflation falls significantly. Because longer term rates like 10yr Treasuries and mortgages are more aligned with longer-term expectations, they've been the first to benefit as the narrative shifts. Both are still elevated from a recent historical standpoint, but both are well off their mid-June highs and have generally been declining since then.



Next week brings several housing-related economic reports which will help us understand how 2022's rate spike (not to mention the decline in consumer sentiment and affordability) have impacted the housing market. The following week brings the next Fed announcement and rate hike. It remains to be seen whether it will be 0.75% or 1.00%. Either way, longer-term rates will have a much better idea by then, and will already have moved accordingly.

Subscribe to my newsletter online at: <http://housingmarketweekly.com/scottmunds>

## Recent Economic Data

| Date              | Event                              | Actual | Forecast | Prior |
|-------------------|------------------------------------|--------|----------|-------|
| Monday, Jul 11    |                                    |        |          |       |
| 1:00PM            | 3-Yr Note Auction (bl)             | 43     |          |       |
| Tuesday, Jul 12   |                                    |        |          |       |
| 1:00PM            | 10-yr Note Auction (bl)            | 33     |          |       |
| Wednesday, Jul 13 |                                    |        |          |       |
| 7:00AM            | w/e MBA Purchase Index             | 224.3  |          | 232.6 |
| 7:00AM            | w/e MBA Refi Index                 | 685.3  |          | 670.3 |
| 8:30AM            | Jun Consumer Price Index (CPI) (%) | 1.3    | 1.1      | 1.0   |
| 8:30AM            | Jun Core CPI (Annual) (%)          | 5.9    | 5.7      | 6.0   |
| 8:30AM            | Jun Core CPI, Monthly (%)          | 0.7    | 0.6      | 0.6   |
| 8:30AM            | Jun CPI (annual) (%)               | 9.1    | 8.8      | 8.6   |
| 1:00PM            | 30-Yr Bond Auction (bl)            | 19     |          |       |
| Thursday, Jul 14  |                                    |        |          |       |
| 8:30AM            | Jun Producer Prices (%)            | 1.1    | 0.8      | 0.8   |
| 8:30AM            | Jun Core Producer Prices MM (%)    | 0.4    | 0.5      | 0.5   |
| 8:30AM            | w/e Jobless Claims (k)             | 244    | 235      | 235   |
| Friday, Jul 15    |                                    |        |          |       |
| 8:30AM            | Jun Retail Sales (%)               | 1.0    | 0.8      | -0.3  |
| 8:30AM            | Jun Import prices mm (%)           | 0.2    | 0.7      | 0.6   |
| 8:30AM            | Jul NY Fed Manufacturing           | 11.10  | -2.00    | -1.20 |
| 9:15AM            | Jun Industrial Production (%)      | -0.2   | 0.1      | 0.2   |
| 10:00AM           | Jul 5yr Inflation Outlook (%)      | 2.8    |          | 3.1   |
| 10:00AM           | Jul 1yr Inflation Outlook (%)      | 5.2    |          | 5.3   |
| 10:00AM           | Jul Consumer Sentiment             | 51.1   | 49.9     | 50.0  |
| Monday, Jul 18    |                                    |        |          |       |
| 10:00AM           | Jul NAHB housing market indx       | 55     | 65       | 67    |
| Tuesday, Jul 19   |                                    |        |          |       |
| 8:30AM            | Jun Building permits: number (ml)  | 1.685  | 1.650    | 1.695 |
| 8:30AM            | Jun Housing starts number mm (ml)  | 1.559  | 1.580    | 1.549 |
| 8:30AM            | Jun House starts mm: change (%)    | -2.0   |          | -14.4 |
| 8:30AM            | Jun Build permits: change mm (%)   | -0.6   |          | -7.0  |

## Event Importance:

No Stars = Insignificant

☆ Low

★ Moderate

★★ Important

★★★ Very Important

| Date                     | Event                             | Actual | Forecast | Prior |
|--------------------------|-----------------------------------|--------|----------|-------|
| <b>Wednesday, Jul 20</b> |                                   |        |          |       |
| 7:00AM                   | w/e MBA Purchase Index            | 208.0  |          | 224.3 |
| 7:00AM                   | w/e MBA Refi Index                | 655.7  |          | 685.3 |
| 10:00AM                  | Jun Existing home sales (ml)      | 5.12   | 5.38     | 5.41  |
| 10:00AM                  | Jun Exist. home sales % chg (%)   | -5.4   |          | -3.4  |
| <b>Thursday, Jul 21</b>  |                                   |        |          |       |
| 8:15AM                   | ECB Statement (Press Conf. 845am) |        |          |       |
| 8:30AM                   | Jul Philly Fed Business Index     | -12.3  | 0.0      | -3.3  |
| 8:30AM                   | w/e Jobless Claims (k)            | 251    | 240      | 244   |
| 10:00AM                  | Jun Leading index chg mm (%)      | -0.8   | -0.5     | -0.4  |
| <b>Friday, Jul 22</b>    |                                   |        |          |       |
| 9:45AM                   | Jul Markit Composite PMI          | 47.5   |          | 52.3  |

## "We exist to make a difference in people's lives by providing the right mortgage products."

Scott is the Portland Mortgage Coach, an Ideas Machine, a Revolutionist and a Rock N' Roller!

With over 20 years in the Mortgage Industry. Scott Munds is #1 a family man. Married over 25 years to his lovely wife Susie with four amazing children all living in the Portland Metro area. He enjoys spending time in the community serving with the Community Action group and the Blanchet House. Scott has a serving heart! In business, Scott is known as a straight shooter full of Integrity and is a Master at the Mortgage Loan Process. With a legendary reputation in the mortgage and real estate industry. Scott has earned an extensive following of Real Estate agents, Clients who love Scott and an Avant-Garde mind that attracts Respect inside and out of his business.

If you are looking for the Nordstrom Mortgage Loan experience... you have found the right guru and mortgage team to Open the Door to your new home!

**Scott Munds**

