

George Moorhead
Designated Broker | President, Bentley Properties
Washington Real Estate License 2390
14205 SE 36th St Ste. 100 Bellevue, WA 98006

Office: 425-747-1901
Mobile: 425-236-6777
georgem@bentleyproperties.com
View My Website

November Volatility Shows Up Early And Next Week Could Be Even Crazier

Last week's newsletter warned that it was time to start thinking about incredibly high volatility potential due to events in the first few days of November. But as far as interest rates are concerned, the volatility is already here.

Rates jumped sharply higher to start the new week in a move that still has market watchers scratching their heads. Some analysts pointed to election odds as a catalyst while others thought it had to do with trader positioning in advance of the big ticket events in the coming weeks. Either way, Monday saw mortgage rates jump more than an eighth of a percent--something they almost never do without clearly defined provocation.

After hitting the highest levels in months on Wednesday, there's been a microscopic recovery in the 2nd half of the week. Hopefully, this means rates are content to wait here for the next major source of inspiration.

Why "hopefully?" Because there's never any way to ensure the future will behave as the present suggests when it comes to financial markets. So what can we know? There are a few things.

We know that rates moved a lot higher over the past 4 weeks than the average media coverage suggests. Mainstream weekly surveys only show a spike of about 0.40%. The actual spike in daily average rates was over 0.70%.

National Average Mortgage Rates



Mortgage News Daily	Rate	Change	Points
30YR Fixed	7.32%	-0.02	0.00
15YR Fixed	6.87%	-0.02	0.00
30YR FHA	6.95%	-0.01	0.00
30YR Jumbo	7.42%	-0.03	0.00
7/6 SOFR	6.70%	-0.13	0.00
30YR VA	6.97%	0.00	0.00

Rates as of: 11/24

MBS and Treasury

	Price / Yield	Change
MBS UMBS 6.0	99.65	+0.10
10 YR Treasury	4.9058	-0.0404
30 YR Treasury	5.2902	-0.0182

Pricing as of: 11/24 2:14PM EST

Recent Housing Data

		Value	Change
Mortgage Apps	Nov 11	199.8	-2.35%
Building Permits	Oct	1.3M	-7.5%
Housing Starts	Oct	1.31M	+7.21%
New Home Sales	Sep	676K	-1.17%
Pending Home Sales	Oct	63	-4.69%
Existing Home Sales	Oct	3.99M	+0.25%
Builder Confidence	Nov	25	-13.79%

© 2026 MBS Live, LLC. - This newsletter is a service of MarketNewsletters.com.

The interest rates provided in this newsletter are national averages from independent data sources. Rate/APR terms may differ from those listed above based on the creditworthiness of the borrower. All information provided "as is" for informational purposes only, not intended for trading purposes or financial advice.

Read or subscribe to my newsletter online at: http://housingmarketweekly.com/george-moorhead

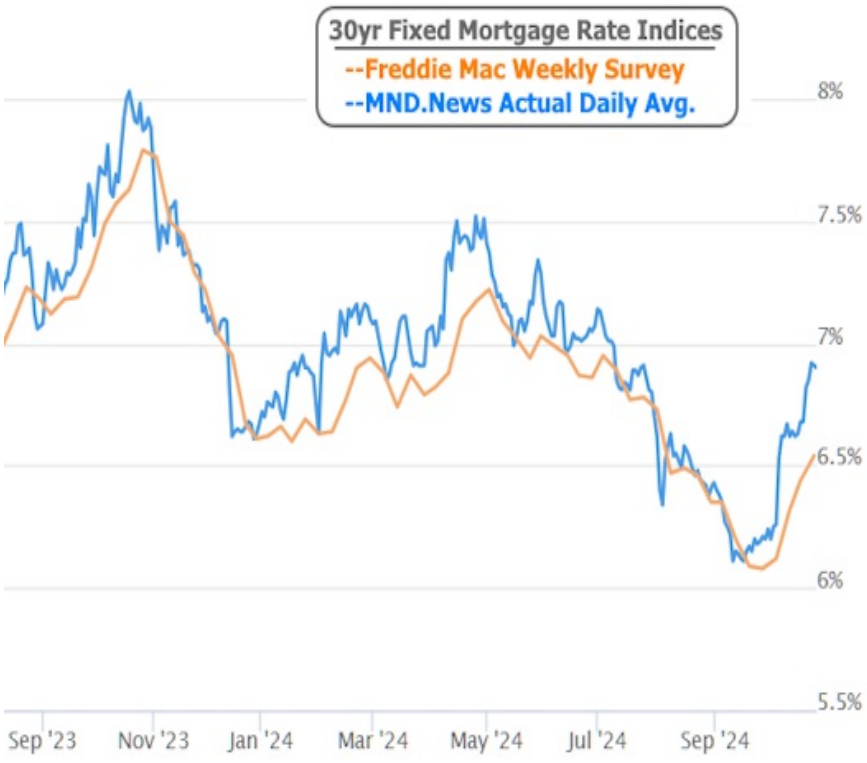

We also know that next week's jobs report (on Friday) is a huge source of potential volatility, for better or worse. Then, in the following week, the election could have an even bigger impact. Top it all off with the Fed's next rate announcement a few days later and the recipe for volatility is clear. As always, remember that volatility goes both ways depending on the outcome of these big ticket events.

Highlights from this week's economic and housing data:

This week's most noticeable bond market reaction came in response the weekly jobless claims data. Initially, it caused yields to rise because claims were lower than expected. But traders also considered that "continuing claims" (those who continued to file for U/E beyond the initial week) rose to the highest level in years.

© 2026 MBS Live, LLC. - This newsletter is a service of MarketNewsletters.com.

The interest rates provided in this newsletter are national averages from independent data sources. Rate/APR terms may differ from those listed above based on the creditworthiness of the borrower. All information provided "as is" for informational purposes only, not intended for trading purposes or financial advice.

Read or subscribe to my newsletter online at: http://housingmarketweekly.com/george-moorhead



Existing Home Sales came in lower than expected and have generally been bouncing along the lowest levels since the Great Financial Crisis more than a decade ago.



Weekly mortgage application data has been in the news recently due to surge in September as rates dropped. The refi index quickly shifted back toward those lower levels as rates have spiked in October.

© 2026 MBS Live, LLC. - This newsletter is a service of MarketNewsletters.com.

The interest rates provided in this newsletter are national averages from independent data sources. Rate/APR terms may differ from those listed above based on the creditworthiness of the borrower. All information provided "as is" for informational purposes only, not intended for trading purposes or financial advice.

Read or subscribe to my newsletter online at: http://housingmarketweekly.com/george-moorhead

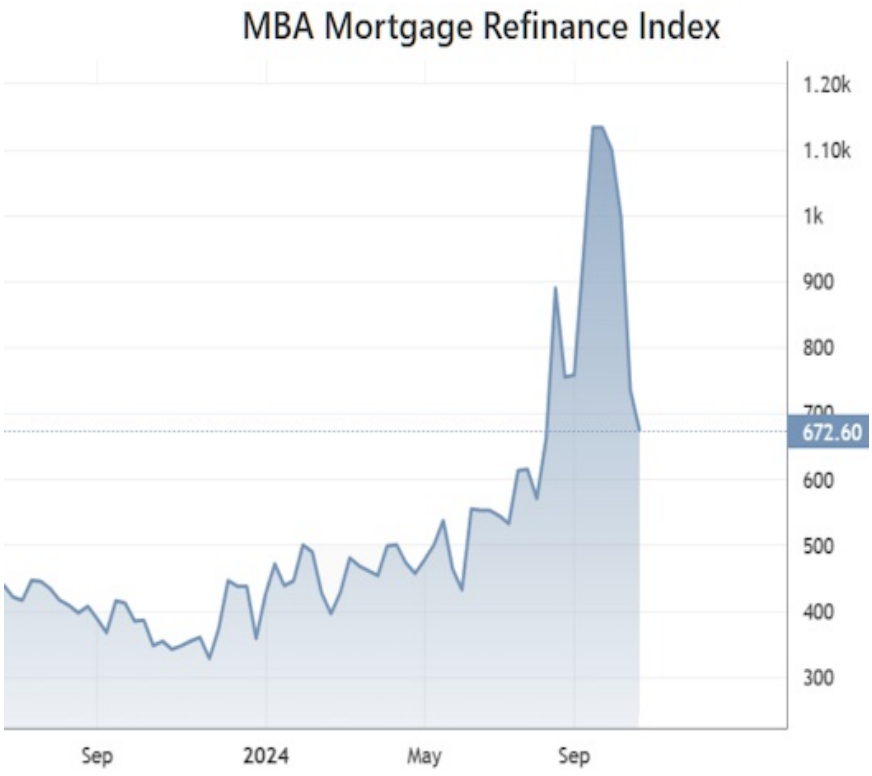

As dramatic as the chart above may seem, everything is happening on a micro scale for refinance applications these days compared to the past refi waves.

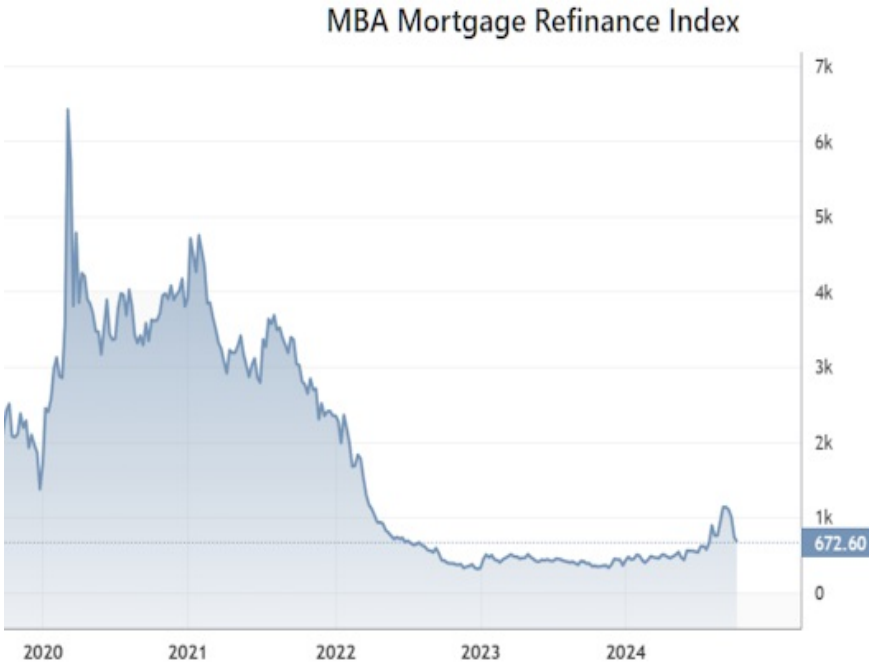

Subscribe to my newsletter online at: http://housingmarketweekly.com/george-moorhead

Recent Economic Data

Event Importance:

No Stars = Insignificant

© 2026 MBS Live, LLC. - This newsletter is a service of MarketNewsletters.com.

The interest rates provided in this newsletter are national averages from independent data sources. Rate/APR terms may differ from those listed above based on the creditworthiness of the borrower. All information provided "as is" for informational purposes only, not intended for trading purposes or financial advice.

Read or subscribe to my newsletter online at: http://housingmarketweekly.com/george-moorhead

US Housing Market Weekly

October 25, 2024

Date	Event	Actual	Forecast	Prior
Wednesday, Oct 23				
7:00AM	Oct/18 MBA Refi Index	672.6		734.6
7:00AM	Oct/18 MBA Purchase Index	131.3		138.4
10:00AM	Sep Existing home sales (ml)	3.84M	3.9M	3.86M
Thursday, Oct 24				
8:30AM	Oct/19 Jobless Claims (k)	227K	242K	241K
8:30AM	Oct/12 Continued Claims (ml)	1897K	1880K	1867K
9:45AM	Oct S&P Global Services PMI	55.3	55	55.2
9:45AM	Oct S&P Global Manuf. PMI	47.8	47.5	47.3
10:00AM	Sep New Home Sales (ml)	0.738M	0.72M	0.716M
Friday, Oct 25				
8:30AM	Sep Durable goods (%)	-0.8%	-1%	0.0%
10:00AM	Oct Consumer Sentiment (ip)	70.5	69	70.1
Monday, Oct 28				
3:00PM	Treasury Refunding Financing Estimates (%)			
Tuesday, Oct 29				
9:00AM	Aug FHFA Home Prices y/y (%)	4.2%		4.5%
9:00AM	Aug Case Shiller Home Prices-20 y/y (%)	5.2%	5.1%	5.9%
10:00AM	Oct CB Consumer Confidence (%)	108.7	99.5	98.7
10:00AM	Sep USA JOLTS Job Openings	7.443M	7.99M	8.04M
Wednesday, Oct 30				
8:15AM	Oct ADP jobs (k)	233K	115K	143K
8:30AM	Treasury Refunding Announcement (%)			
8:30AM	Q3 GDP (%)	2.8%	3%	3%
10:00AM	Sep Pending Home Sales (%)	7.4%	1.1%	0.6%
Thursday, Oct 31				
8:30AM	Q3 Employment costs (%)	0.8%	0.9%	0.9%
8:30AM	Sep Core PCE (m/m) (%)	0.3%	0.3%	0.1%
8:30AM	Sep Core PCE Inflation (y/y) (%)	2.7%	2.6%	2.7%
8:30AM	Oct/26 Jobless Claims (k)	216K	230K	227K
9:45AM	Oct Chicago PMI	41.6	47	46.6
Friday, Nov 01				
8:30AM	Oct Non Farm Payrolls	12K	113K	254K
8:30AM	Oct Unemployment rate mm (%)	4.1%	4.1%	4.1%
10:00AM	Oct ISM Manufacturing PMI	46.5	47.6	47.2

☆ Low
★ Moderate
★★ Important
★★ Very Important

© 2026 MBS Live, LLC. - This newsletter is a service of MarketNewsletters.com.

The interest rates provided in this newsletter are national averages from independent data sources. Rate/APR terms may differ from those listed above based on the creditworthiness of the borrower. All information provided "as is" for informational purposes only, not intended for trading purposes or financial advice.

Read or subscribe to my newsletter online at: http://housingmarketweekly.com/george-moorhead

Real-Time Real Estate Information - Know your options

George Moorhead 

© 2026 MBS Live, LLC. - This newsletter is a service of MarketNewsletters.com.

The interest rates provided in this newsletter are national averages from independent data sources. Rate/APR terms may differ from those listed above based on the creditworthiness of the borrower. All information provided "as is" for informational purposes only, not intended for trading purposes or financial advice.

Read or subscribe to my newsletter online at: http://housingmarketweekly.com/george-moorhead