

George Moorhead
Designated Broker | President, Bentley Properties
Washington Real Estate License 2390
14205 SE 36th St Ste. 100 Bellevue, WA 98006

Office: 425-747-1901
Mobile: 425-236-6777
georgem@bentleyproperties.com
View My Website

Once Again, Fed Rate Cut Was Meaningless For Mortgage Rates

Friends don't let friends believe the myth that Fed rate cuts result in lower mortgage rates.

If you'd rather not immerse yourself in the "why," here is a solid "what:"

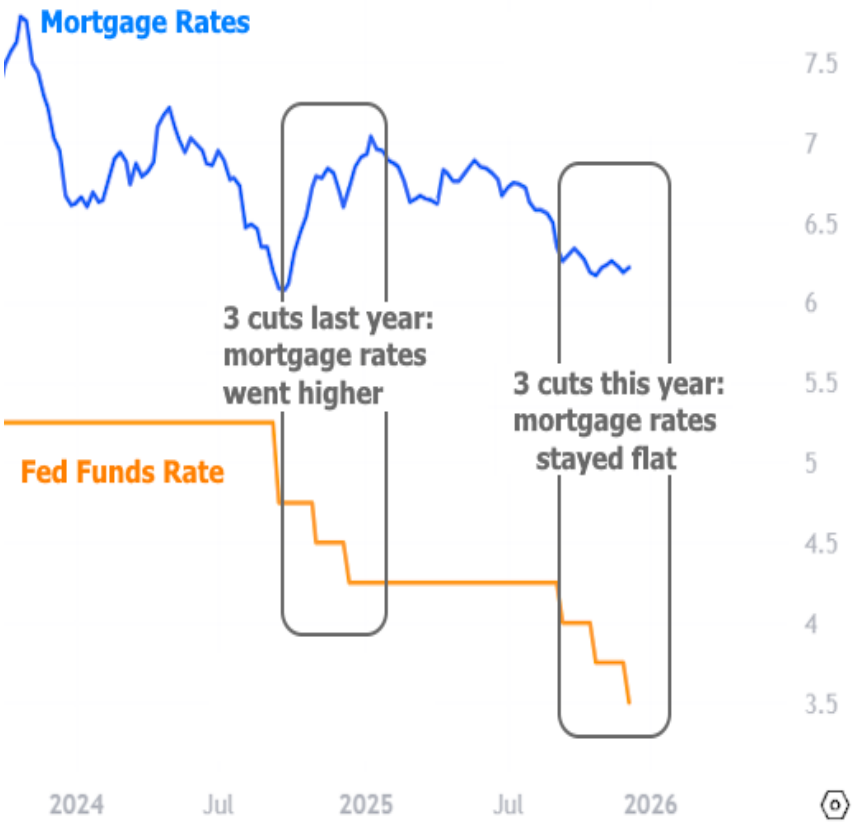

This isn't an anomaly. The Fed Funds Rate governs loans that last less than 24 hours whereas a mortgage can last 30 years. Loans of different durations frequently see their interest rates walk vastly different paths.

But even if we assume strong correlation, the Fed only meets 8 times a year, whereas mortgage rates move every day. That means the mortgage market will always be able to move in advance of the Fed as long as the market has a solid sense of what the Fed is going to do.

National Average Mortgage Rates



Mortgage News Daily	Rate	Change	Points
30YR Fixed	7.32%	-0.02	0.00
15YR Fixed	6.87%	-0.02	0.00
30YR FHA	6.95%	-0.01	0.00
30YR Jumbo	7.42%	-0.03	0.00
7/6 SOFR	6.70%	-0.13	0.00
30YR VA	6.97%	0.00	0.00

Rates as of: 11/24

MBS and Treasury

	Price / Yield	Change
MBS UMBS 6.0	99.65	+0.10
10 YR Treasury	4.9058	-0.0404
30 YR Treasury	5.2902	-0.0182

Pricing as of: 11/24 2:14PM EST

Recent Housing Data

		Value	Change
Mortgage Apps	Nov 11	199.8	-2.35%
Building Permits	Oct	1.3M	-7.5%
Housing Starts	Oct	1.31M	+7.21%
New Home Sales	Sep	676K	-1.17%
Pending Home Sales	Oct	63	-4.69%
Existing Home Sales	Oct	3.99M	+0.25%
Builder Confidence	Nov	25	-13.79%

© 2026 MBS Live, LLC. - This newsletter is a service of MarketNewsletters.com.

The interest rates provided in this newsletter are national averages from independent data sources. Rate/APR terms may differ from those listed above based on the creditworthiness of the borrower. All information provided "as is" for informational purposes only, not intended for trading purposes or financial advice.

Read or subscribe to my newsletter online at: http://housingmarketweekly.com/george-moorhead

Transparent Fed comments and trading instruments like Fed Funds Futures mean the market has enjoyed high degrees of confidence regarding recent Fed cuts. Every cut in 2025 has been more than 90% likely in the days leading up to the Fed announcements. This week's was no exception. In fact, the market's reaction to the Fed fell well inside this week's trading range when it came to longer-term rates.



It doesn't hurt that the Fed's policy path is becoming increasingly locked in. As far as markets are concerned, we'll only see one more rate cut by early 2026. We've been homing in on this realization for several years, and especially over the past 3 months. NOTE: in the chart below, a value of 3.375 represents one additional cut from current levels.

© 2026 MBS Live, LLC. - This newsletter is a service of MarketNewsletters.com.

The interest rates provided in this newsletter are national averages from independent data sources. Rate/APR terms may differ from those listed above based on the creditworthiness of the borrower. All information provided "as is" for informational purposes only, not intended for trading purposes or financial advice.

Read or subscribe to my newsletter online at: http://housingmarketweekly.com/george-moorhead

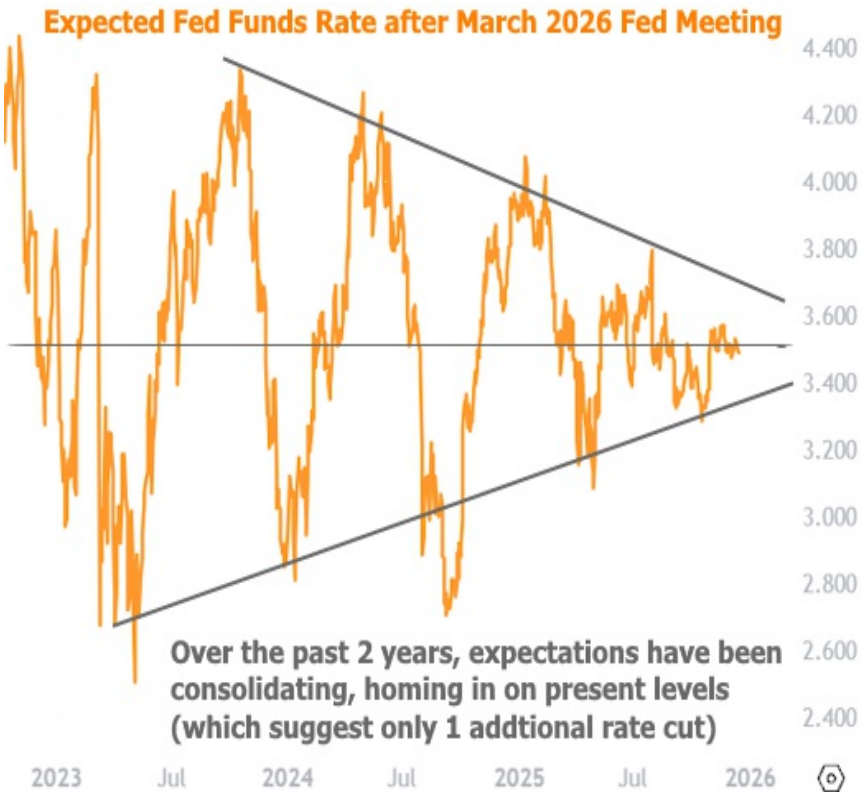

The increasingly narrow range of Fed rate expectations correlates with an increasingly narrow rate range, both for U.S. Treasuries:



and for mortgage rates:

© 2026 MBS Live, LLC. - This newsletter is a service of MarketNewsletters.com.

The interest rates provided in this newsletter are national averages from independent data sources. Rate/APR terms may differ from those listed above based on the creditworthiness of the borrower. All information provided "as is" for informational purposes only, not intended for trading purposes or financial advice.

Read or subscribe to my newsletter online at: http://housingmarketweekly.com/george-moorhead

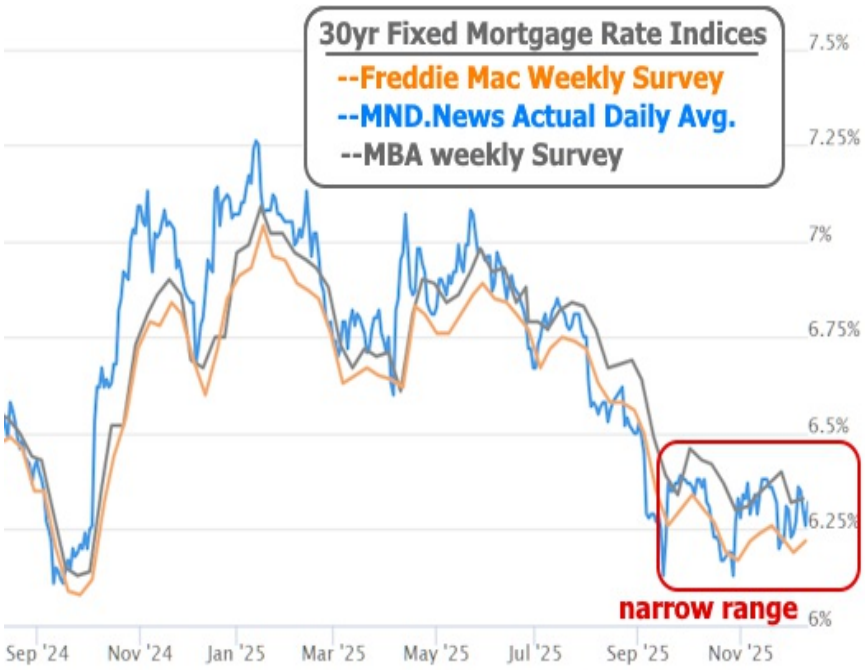

The Fed's own forecasts validate market expectations. At this week's meeting, the Fed updated its "dot plot" (a chart where the dots show each Fed member's rate expectation at the end of the next few years). Long story short, the median Fed member sees only one more cut in 2026, and then perhaps one more by the end of 2028.

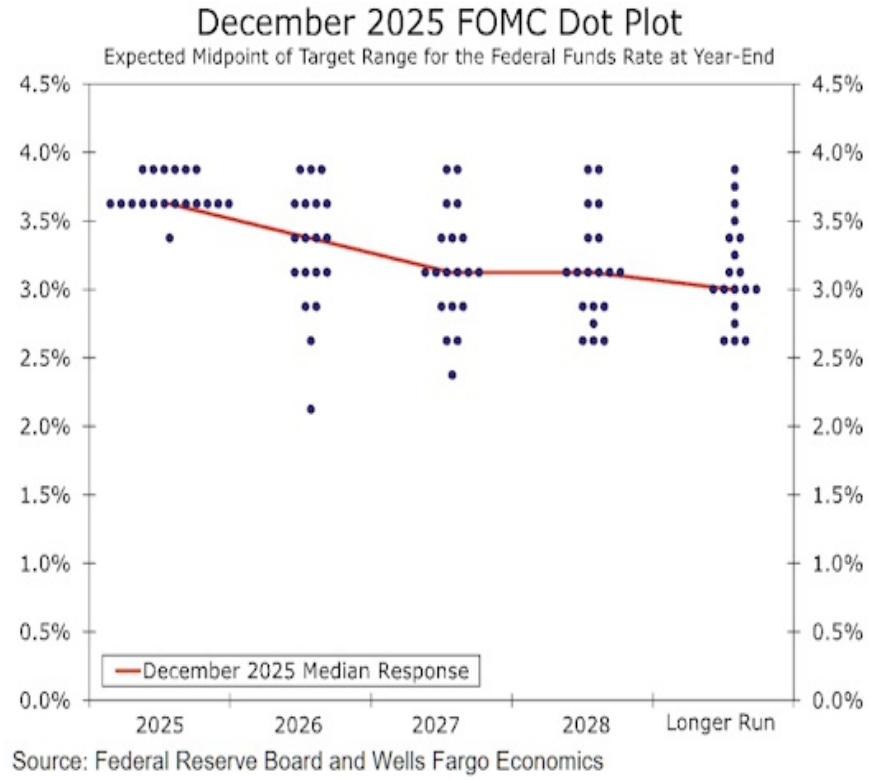

What does this mean for you and for mortgage rates? Not too much. This is all retrospective at this point. The things that matter for rates have yet to happen. These include any major developments in economic data or fiscal policy.

© 2026 MBS Live, LLC. - This newsletter is a service of MarketNewsletters.com.

The interest rates provided in this newsletter are national averages from independent data sources. Rate/APR terms may differ from those listed above based on the creditworthiness of the borrower. All information provided "as is" for informational purposes only, not intended for trading purposes or financial advice.

Read or subscribe to my newsletter online at: http://housingmarketweekly.com/george-moorhead

On the data front, next Tuesday brings the much-anticipated release of the November jobs report (originally scheduled for last Friday, but delayed due to the shutdown). If the data suggests additional labor market weakness, another Fed rate cut becomes increasingly likely. Longer-term rates would move lower in anticipation, but could be subject to countervailing forces from other data.

For example, we're still waiting on timely inflation reports post-shutdown and next Thursday brings the delayed release of November's Consumer Price Index (CPI). If inflation is higher than expected, it could offset any rate-friendly impact from the jobs report.

And of course, either report could go in either direction. Think of it like 2 coin flips. If both are heads or tails, the movement in rates would likely be more forceful in a certain direction. If one is heads and the other is tails, they could cancel each other out.

A Final Note on Fed Bond Buying

There's a lot of confusion about the Fed announcing a shift in its bond buying plans this week. Some people are referring to it as QE (quantitative easing) and expecting it to push rates lower. Those people are wrong.

QE would involve an intentional oversupply of liquidity and reserves into the banking system with the intent of forcing institutions to lend money more aggressively even for longer-term loans, thereby putting downward pressure on long-term rates (like mortgages).

In contrast, this week's announcement was a widely-expected and well-telegraphed decision for the Fed to prevent further loss of liquidity. Reserve balances have been shrinking as institutions have been forced to bid on an ever-growing glut of short-term U.S. Treasury debt. If those reserves get too low, institutions will struggle to make loans and provide liquidity to the financial system, thus resulting in higher rates and episodes of excessive volatility.

To prevent this, the Fed will buy just enough short-term Treasuries to provide adequate liquidity/reserve balances in the financial system. Yes, this helps rates stay lower than they otherwise might go in the coming months, but no, it's not QE. More importantly, it was something the Fed was telling us would happen for more than a year, and something banks were--well... banking on. Bottom line: no one should expect this new bond buying to push rates lower. It's merely a safeguard against them going unnecessarily higher.

Subscribe to my newsletter online at: http://housingmarketweekly.com/george-moorhead

Recent Economic Data

Date	Event	Actual	Forecast	Prior
Tuesday, Dec 09				
8:15AM	ADP Employment Change Weekly	4.75K		-13.5K
10:00AM	Sep USA JOLTS Job Openings (ml)	7.658M	7.2M	7.227M
10:00AM	Oct USA JOLTS Job Openings (ml)	7.670M		7.658M
Wednesday, Dec 10				
7:00AM	Dec/05 MBA Refi Index	1190.6		1041.9
7:00AM	Dec/05 MBA Purchase Index	181.6		186.1
8:30AM	Q3 Employment costs (%)	0.8%	0.9%	0.9%
2:00PM	Fed Interest Rate Decision	3.75%	3.75%	4.0%
2:00PM	FOMC Economic Projections			

Event Importance:

No Stars = Insignificant
☆ Low
★ Moderate
★★ Important
★★ Very Important

© 2026 MBS Live, LLC. - This newsletter is a service of MarketNewsletters.com.

The interest rates provided in this newsletter are national averages from independent data sources. Rate/APR terms may differ from those listed above based on the creditworthiness of the borrower. All information provided "as is" for informational purposes only, not intended for trading purposes or financial advice.

Read or subscribe to my newsletter online at: http://housingmarketweekly.com/george-moorhead

Date	Event	Actual	Forecast	Prior
2:30PM	Fed Press Conference			
Thursday, Dec 11				
8:30AM	Dec/06 Jobless Claims (k)	236K	220K	191K
8:30AM	Nov/29 Continued Claims (k)	1838K	1950K	1939K
Monday, Dec 15				
10:00AM	Dec NAHB housing market indx	39	38	38
Tuesday, Dec 16				
8:15AM	ADP Employment Change Weekly	16.25K		4.75K
8:30AM	Oct Retail Sales Control Group MoM	0.8%	0.4%	-0.1%
8:30AM	Nov Unemployment rate mm (%)	4.6%	4.4%	4.4%
8:30AM	Nov Non Farm Payrolls (k)	64K	50K	-105K
8:30AM	Oct Retail Sales (%)	0%	0.1%	0.2%
Thursday, Dec 18				
8:30AM	Nov y/y CORE CPI (%)	2.6%	3%	3.0%
8:30AM	Nov m/m CORE CPI (%)		0.3%	
8:30AM	Dec/13 Jobless Claims (k)	224K	225K	236K
Friday, Dec 19				
10:00AM	Dec Consumer Sentiment (ip)	52.9	53.4	51.0
10:00AM	Nov Existing home sales (ml)	4.13M	4.2M	4.1M

Real-Time Real Estate Information - Know your options

George Moorhead 

© 2026 MBS Live, LLC. - This newsletter is a service of MarketNewsletters.com.

The interest rates provided in this newsletter are national averages from independent data sources. Rate/APR terms may differ from those listed above based on the creditworthiness of the borrower. All information provided "as is" for informational purposes only, not intended for trading purposes or financial advice.

Read or subscribe to my newsletter online at: http://housingmarketweekly.com/george-moorhead