



Scott Munds

Mortgage Broker, Promise Home Loans
 NMLS #OR 272506
 5 Centerpointe Dr #400 Lake Oswego, OR 97035

Office: (971) 708-0281
 Mobile: (503) 969-9929
 Fax: (971) 260-2540
smunds@promiseloans.com
[View My Website](#)

Is There Really Trouble in The Housing Market?

Negative housing-related headlines are on the rise. Here are a few recent examples:

Foreign purchases of American homes plunge 36% as Chinese buyers flee the market

Another bad sign for the housing market

Housing is providing another in a line of troubling signs

Declining Mortgage Rates Aren't Helping Home Builders

China's Economy, Trade Talks and Trouble in the Housing Market

Housing's Bad Spell Continues: Starts, Permits Fall in June

U.S. home sales tumble as prices surge to record high

Sounds pretty bad, right? But the **reality** for the housing market is not nearly as simple as some of these headlines would make it seem. The reality is actually much better.

A "slowdown" in home prices is one of the more popular topics recently. That's not a bad thing in and of itself because prices have indeed been slowing down!

National Average Mortgage Rates



	Rate	Change	Points
Mortgage News Daily			
30 Yr. Fixed	6.43%	+0.02	0.00
15 Yr. Fixed	5.95%	0.00	0.00
30 Yr. FHA	5.82%	+0.02	0.00
30 Yr. Jumbo	6.62%	0.00	0.00
5/1 ARM	6.28%	-0.01	0.00
Freddie Mac			
30 Yr. Fixed	6.35%	-0.51	0.00
15 Yr. Fixed	5.51%	-0.65	0.00

Rates as of: 8/30

Market Data

	Price / Yield	Change
MBS UMBS 5.0	99.35	-0.16
MBS GNMA 5.0	99.91	-0.04
10 YR Treasury	3.9039	+0.0424
30 YR Treasury	4.1932	+0.0468

Pricing as of: 8/30 5:59PM EST

Recent Housing Data

		Value	Change
Mortgage Apps	Aug 28	226.9	+0.49%
Building Permits	Mar	1.46M	-3.95%
Housing Starts	Mar	1.32M	-13.15%
New Home Sales	Mar	693K	+4.68%
Pending Home Sales	Feb	75.6	+1.75%
Existing Home Sales	Feb	3.97M	-0.75%
Builder Confidence	Mar	51	+6.25%

FHFA Home Prices

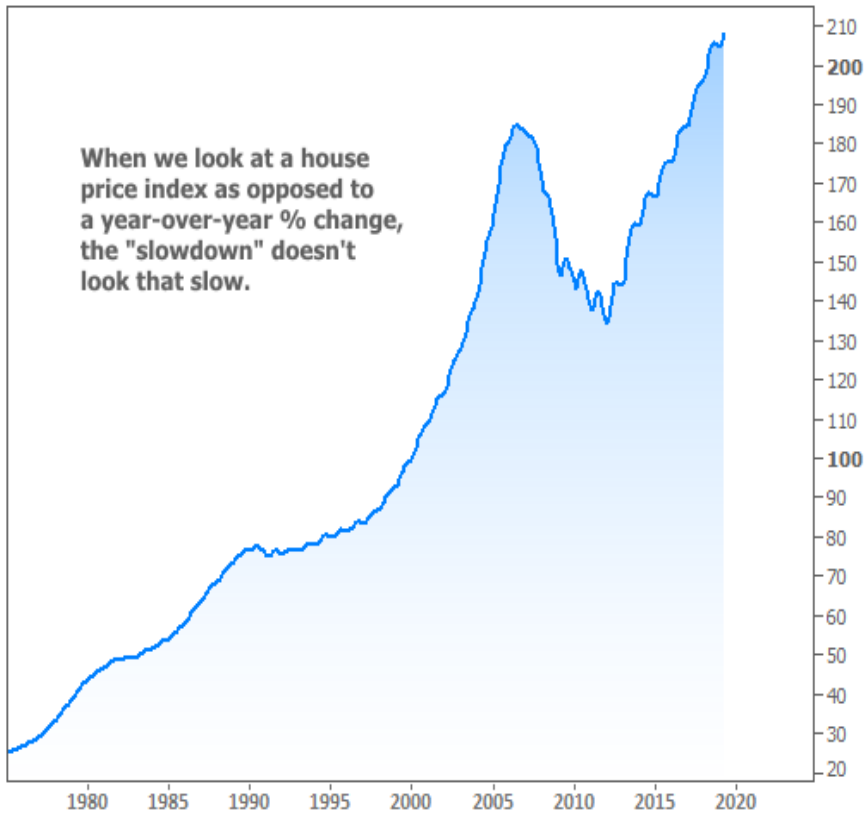


But there's a **big difference** between deceleration in the pace of improvement and a contraction. While there are local pockets of real estate where prices have been flat or declining, the average home continued to appreciate at a 5% year-over-year pace in May, according to this week's FHFA Home Price data.

Yes, 5.0% is a decline--a "slowdown," if you will--from the 5.2% pace in April, but **price growth is price growth**. Prices aren't falling until that 5.0% number turns negative.

Here's another look at prices, but this time in index format (i.e. an outright number that tracks average home prices as opposed to a % change).

Case Shiller House Price Index

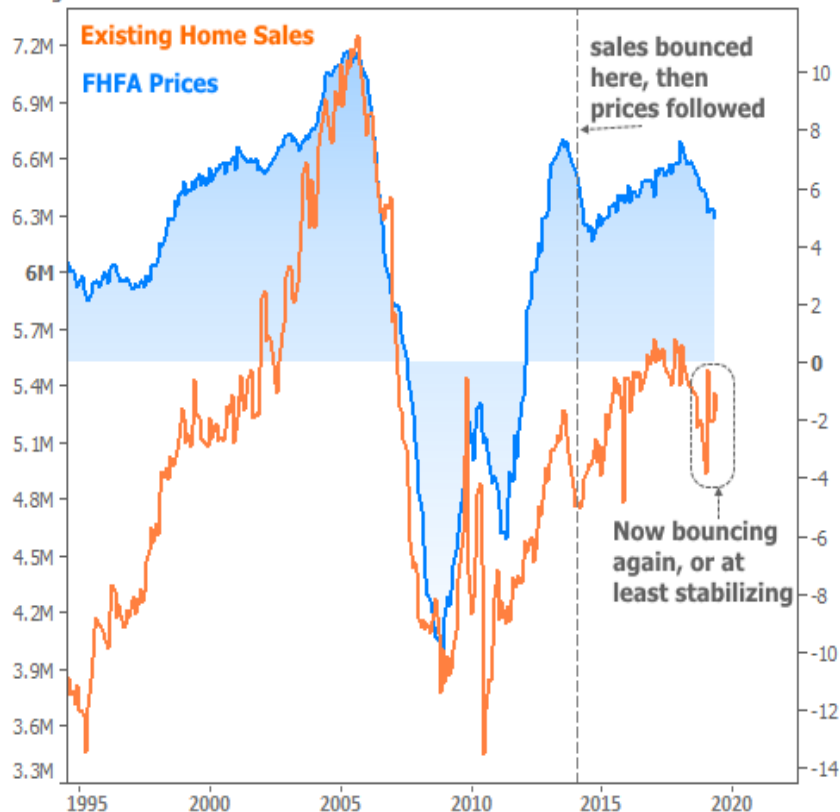


Ask any of the reporters who wrote any of those negative headlines to write a housing story based on this chart, and **the tone would likely be very different**. The issue is that those of us who go through the data with a fine-tooth comb are forced to focus on small changes in trajectory. Sometimes that happens at the expense of keeping the bigger picture in perspective.

With that in mind, the following housing-related charts/data are all from freshly-released reports this week. I **could** tell you how Existing Home Sales declined to a 5.27 mIn annual pace from 5.34 mIn previously, how New Home Sales missed their forecast, or how mortgage applications declined despite low mortgage rates. But instead, I'll just increase the time frame of the charts to offer context.

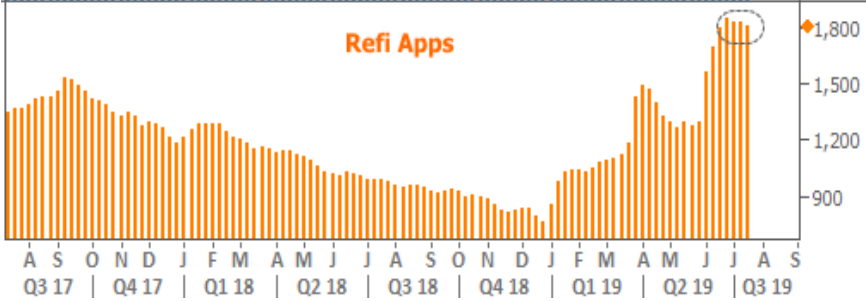
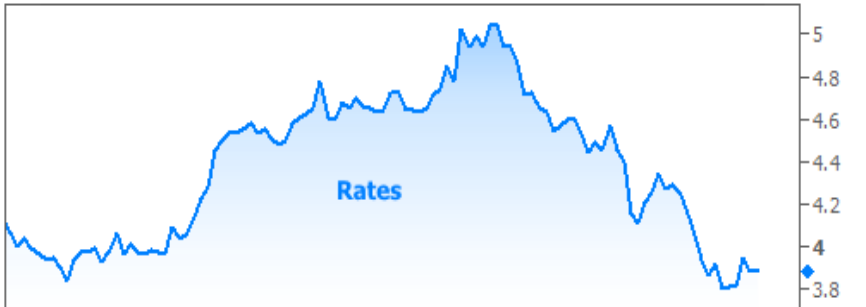
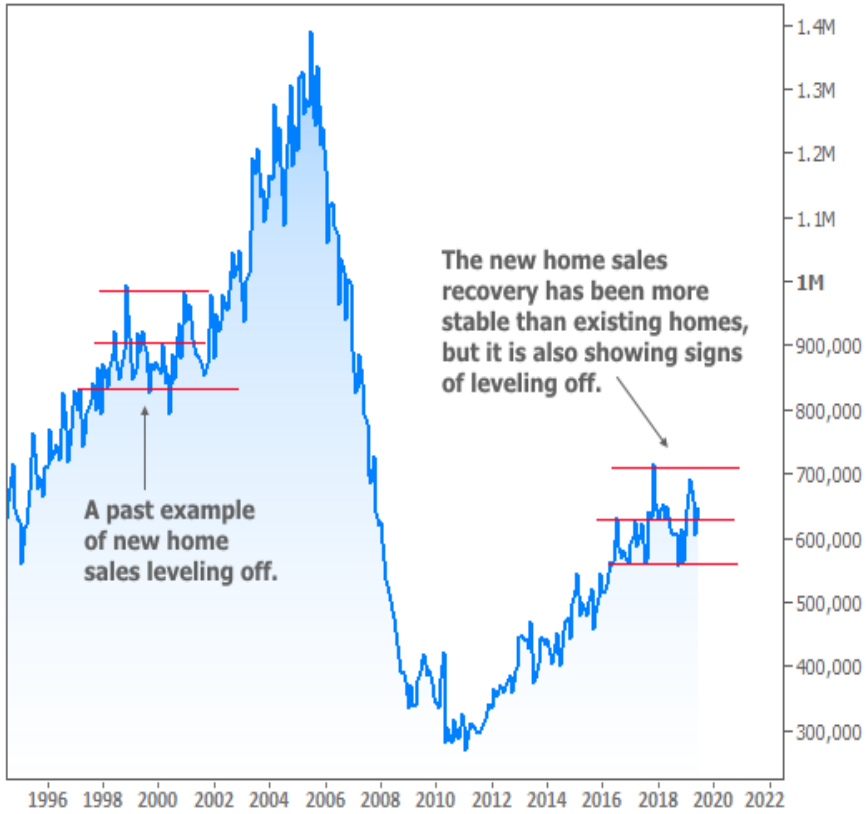
The **Existing Home Sales** chart is particularly interesting because it shows a clear correlation with the home price changes seen in the first chart (they're overlaid again in the following chart). Notably, a home sales bounce can lead a bounce in home prices. In other words, the recent stabilization in Existing Sales could soon result in a similar stabilization for home prices.

Existing Sales vs FHFA Prices



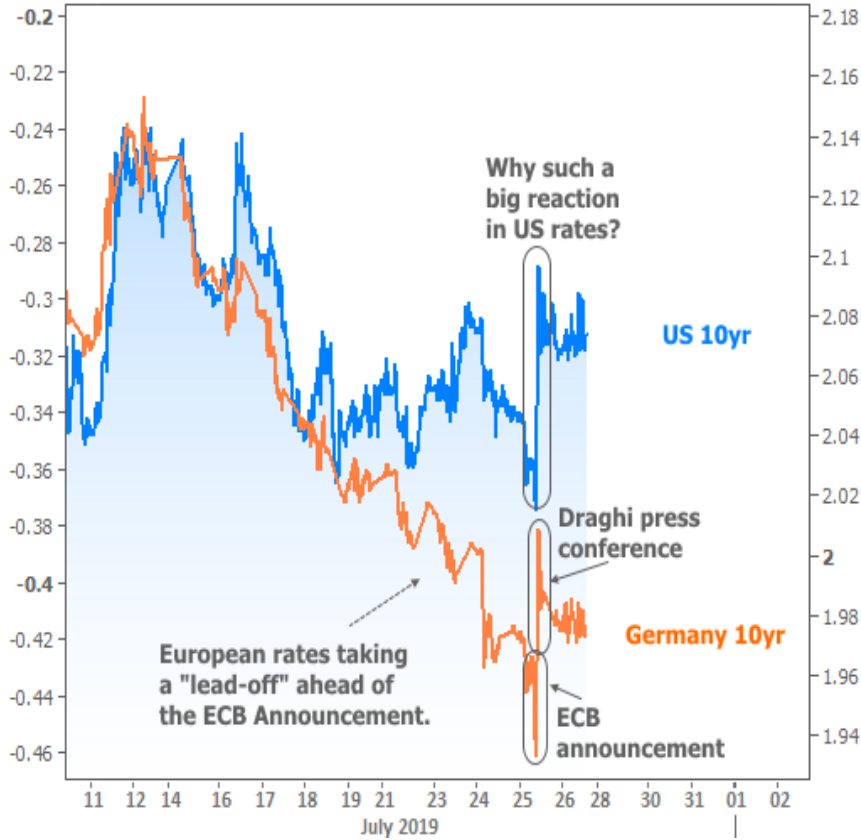
Even if Existing Home Sales are leveling off, and even if price growth continues to decline, there's nothing wrong with more than 5 million existing homes changing hands every year, nor would there be anything wrong with a more sustainable home price appreciation rate in the 2-3% range (which would more closely match inflation). The big bad thing to avoid is a major contraction in prices/sales as seen in the last recession. But again, so far, **all we're seeing** are signs of "leveling-off."

New Home Sales



In financial markets this week, the European Central Bank (ECB) dominated the news cycle. Bond yields (aka rates) moved in anticipation of a friendly policy announcement. They continued to move when the announcement came through early on Thursday morning. But when ECB President Draghi held his post-announcement press conference 45 minutes later, investors weren't hearing as much of a rate-friendly tone as they expected. The result was a **quick snap back** in both European and US rates.

US Rates vs EU Rates



The question in the chart--"why such a big reaction in US rates?"--is a good one. Naturally, we'd expect European affairs to have the biggest impact on European rates, even though there is always some correlation. In Thursday's case, there were two complicating factors. Most overtly, a strong economic report (Durable Goods) came out at the same time Draghi began speaking. This would normally carry implications for higher rates in the US, but traders may have held back as they waited to see what Draghi had to say.

Beyond the data, there was also a technical component to the bounce. Longer term rates in the US (like 10yr Treasury yields, which tend to lead mortgage rate movement) have been trending gradually higher with a few exceptions. **One of the exceptions was seen on Thursday** morning when European rate momentum forced US rates below their trend line (dotted line in the following chart). Such lines can be used by traders as cues to buy/sell bonds depending on the direction of the breakout and other particulars. The last time European data pulled rates below that line, there was also a reason for a bounce back shortly thereafter, and the pace of the move was strikingly similar.

US Rates



Next week likely brings **more volatility** with an action-packed slate of big-ticket economic reports beginning on Tuesday. The Fed's big announcement will be the headliner on Wednesday, at least in terms of risk. The Fed will almost certainly be cutting rates by 0.25% and the market is already fully pricing that in. That means the Fed's verbiage will be the **big potential market mover**. If the Fed manages to serve up a warm bowl of porridge (i.e. no crazy market reaction), the week's remaining economic data becomes all the more important. After all, it's the data that will do more than anything to shape the Fed's future stance on rate cuts.

Subscribe to my newsletter online at: <http://housingmarketweekly.com/scottmunds>

Recent Economic Data

Date	Event	Actual	Forecast	Prior
Tuesday, Jul 23				
9:00AM	May Monthly Home Price yy (%)	+5.0		5.2
9:00AM	May Monthly Home Price mm (%)	+0.1		0.4
10:00AM	Jun Existing home sales (ml)	5.27	5.33	5.34
10:00AM	Jun Exist. home sales % chg (%)	-1.7	-0.2	2.5
1:00PM	2-Yr Note Auction (bl)	40		
Wednesday, Jul 24				
7:00AM	w/e MBA Purchase Index	260.8		265.1
7:00AM	w/e Mortgage Refinance Index	1789.8		1827.3
10:00AM	Jun New home sales chg mm (%)	7	6.0	-7.8

Event Importance:

No Stars = Insignificant

☆ Low

★ Moderate

★★ Important

★★★ Very Important

Date	Event	Actual	Forecast	Prior
10:00AM	Jun New home sales-units mm (ml)	0.646	0.660	0.626
1:00PM	5-Yr Note Auction (bl)	41		
Thursday, Jul 25				
8:30AM	Jun Durable goods (%)	2.0	0.7	-1.3
8:30AM	Jun Nondefense ex-air (%)	1.9	0.2	0.5
8:30AM	w/e Jobless Claims (k)	206	219	216
8:45AM	Mario Draghi Press Conference			
1:00PM	7-Yr Note Auction (bl)	32		
Friday, Jul 26				
8:30AM	Q2 GDP Advance (%)	2.1	1.8	3.1
Tuesday, Jul 30				
8:30AM	Jun Core PCE Inflation (y/y) (%)	+1.6	1.7	1.6
9:00AM	May CaseShiller 20 yy (%)	2.4	2.4	2.5
9:00AM	May CaseShiller 20 mm SA (%)	0.1	0.2	0.0
10:00AM	Jun Pending Sales Index	108.3		105.4
10:00AM	Jul Consumer confidence	135.7	125.0	121.5
10:00AM	Jun Pending Home Sales (%)	+2.8	0.5	1.1
Wednesday, Jul 31				
7:00AM	w/e MBA Purchase Index	253.0		260.8
7:00AM	w/e Mortgage Refinance Index	1791.2		1789.8
8:15AM	Jul ADP National Employment (k)	156	150	102
8:30AM	Q2 Employment costs (%)	0.6	0.7	0.7
9:45AM	Jul Chicago PMI	44.4	50.6	49.7
2:00PM	N/A FOMC rate decision (%)	2.000 - 2.250	2.125	2.375
Thursday, Aug 01				
8:30AM	w/e Jobless Claims (k)	215	214	207
10:00AM	Jul ISM Manufacturing PMI	51.2	52.0	51.7
10:00AM	Jun Construction spending (%)	-1.3	0.3	-0.8
Friday, Aug 02				
8:30AM	Jul Non-farm payrolls (k)	164	164	224
8:30AM	Jul Unemployment rate mm (%)	3.7	3.7	3.7
8:30AM	Jun International trade mm \$ (bl)	-55.2	-54.6	-55.5
9:45AM	Jul ISM-New York index	878.8		882.1
10:00AM	Jul Consumer Sentiment (ip)	98.4	98.5	98.4
10:00AM	Jun Factory orders mm (%)	0.6	0.8	-0.7

"We exist to make a difference in people's lives by providing the right mortgage products."

Scott is the Portland Mortgage Coach, an Ideas Machine, a Revolutionist and a Rock N' Roller!

Ask me about my ** Hero-Homebuyer ** program that helps Veterans, First Responders, Healthcare Workers (HCW), Volunteers and Teachers!!

With over 20 years in the Mortgage Industry. Scott Munds is #1 a family man. Married over 25 years to his lovely wife Susie with four amazing children all living in the Portland Metro area. He enjoys spending time in the community serving with the Community Action group and the Blanchet House. Scott has a serving heart! In business, Scott is known as a straight shooter full of integrity. He is a Master in the Mortgage Loan Process with a legendary reputation in the mortgage and real estate industry. Scott has earned an extensive following of real estate agents, clients who love him, and an avant-garde mind that attracts respect inside and outside of his business.

If you are a Local Hero-Homebuyer (Classified as - A First Responder, Teacher, Veteran, Government Employee, Healthcare Worker, or Local Volunteer), then please message me to find out what loan discounts, down payment assistance, and other incentives you may have and have earned). It's time for us to serve you. Thank you for your Service! - Scott Munds

Scott Munds

