

Scott Munds
, Market Sales Leader
NMLS #OR 272506
3 Centerpointe Dr Lake Oswego, OR 97035

Office: (503) 969-9929
Mobile: (503) 969-9929
scottmundsmortgage@gmail.com
View My Website

Reasonably Resilient Rates Waiting to See Wednesday's Inflation Data

Data dependent... That's a phrase that is all too prevalent in financial markets and among members of the Federal Reserve. It refers to the fact that economic data will guide the future path of interest rate decisions.

While rates always depend on data, the data outlook isn't always as uncertain as it has been in the past few years. At times, we've been waiting for inflation and job growth to stop surging. At other times, we've been waiting for them to confirm a move in the other direction. Either way, there are a few reports that financial markets watch more closely than others and this week's jobs report is one of the best examples.

When job growth is higher than expected, the default reaction is for rates to move higher. The bigger the "beat" (which refers to the actual job count versus the median forecast among multiple economists), the bigger the rate jump tends to be, on average.

With that in mind, Friday's payroll count of 303k versus a median forecast of 200k was a big beat! Moreover, it continues a recent trend of labor market resilience that rates should find troubling. Specifically, rather than return to pre-covid averages, monthly job counts have leveled-off and bounced early.

National Average Mortgage Rates

Mortgage News Daily	Rate	Change	Points
30YR Fixed	7.29%	-0.06	0.00
15YR Fixed	6.95%	-0.05	0.00
30YR FHA	6.91%	-0.08	0.00
30YR Jumbo	7.55%	-0.05	0.00
7/6 SOFR	6.88%	+0.02	0.00
30YR VA	6.92%	-0.08	0.00

Rates as of: 10/29

MBS and Treasury

	Price / Yield	Change
MBS UMBS 6.0	99.83	+0.24
10 YR Treasury	4.9215	-0.0950
30 YR Treasury	5.3001	-0.0452

Pricing as of: 10/29 5:59PM EST

Recent Housing Data

		Value	Change
Mortgage Apps	Oct 14	188.6	-5.32%
Building Permits	Sep	1.4M	+0.43%
Housing Starts	Sep	1.22M	-4.24%
New Home Sales	Aug	684K	+12.69%
Pending Home Sales	Aug	71.2	0%
Existing Home Sales	Oct	3.99M	+0.25%
Builder Confidence	Oct	29	-9.38%

© 2026 MBS Live, LLC. - This newsletter is a service of MarketNewsletters.com.

The interest rates provided in this newsletter are national averages from independent data sources. Rate/APR terms may differ from those listed above based on the creditworthiness of the borrower. All information provided "as is" for informational purposes only, not intended for trading purposes or financial advice.

Read or subscribe to my newsletter online at: http://housingmarketweekly.com/scottmunds

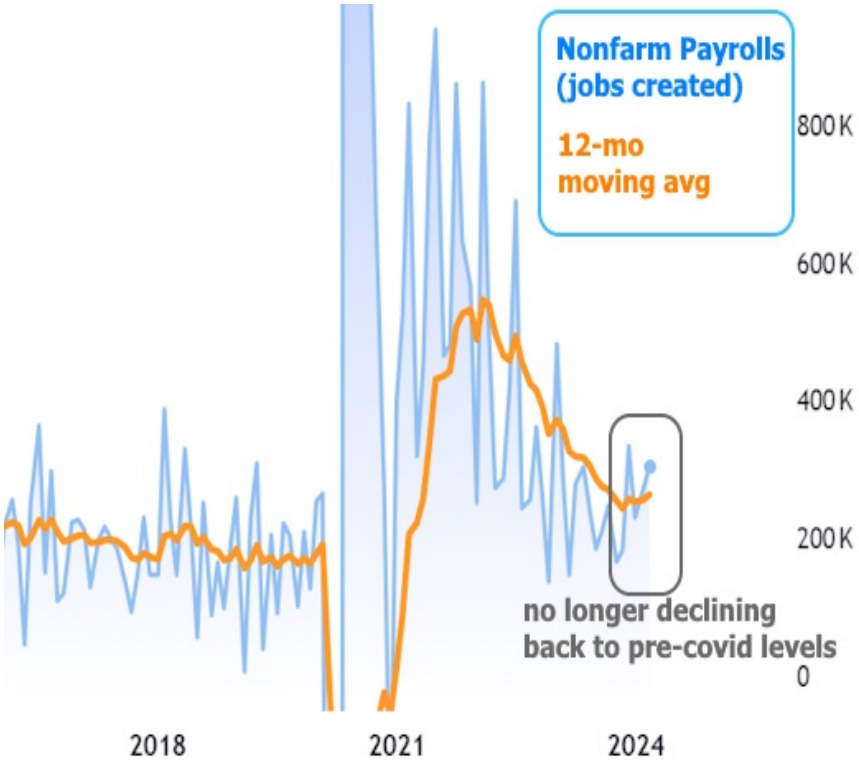

It was no surprise to see bonds lose ground and rates move higher, but the size of rate increase is much more curious. In terms of 10yr Treasury yields, the most widely followed benchmark for longer-term rates, it wasn't remotely close to being the biggest move of the week.

The big move on Monday was complicated, but it was only partially driven by economic data. That begs the question: if rates are data dependent, why didn't the jobs report do more damage?

© 2026 MBS Live, LLC. - This newsletter is a service of MarketNewsletters.com.

The interest rates provided in this newsletter are national averages from independent data sources. Rate/APR terms may differ from those listed above based on the creditworthiness of the borrower. All information provided "as is" for informational purposes only, not intended for trading purposes or financial advice.

Read or subscribe to my newsletter online at: http://housingmarketweekly.com/scottmunds

One thing to consider is that the reaction to the jobs data did, in fact, leave the bond market at the worst levels of the week, even if it didn't cause the biggest spike. Moreover, 10yr Treasuries are only one benchmark to consider. There was much more relative movement in Fed Rate Cut expectations which decreased at the fastest pace of the week.

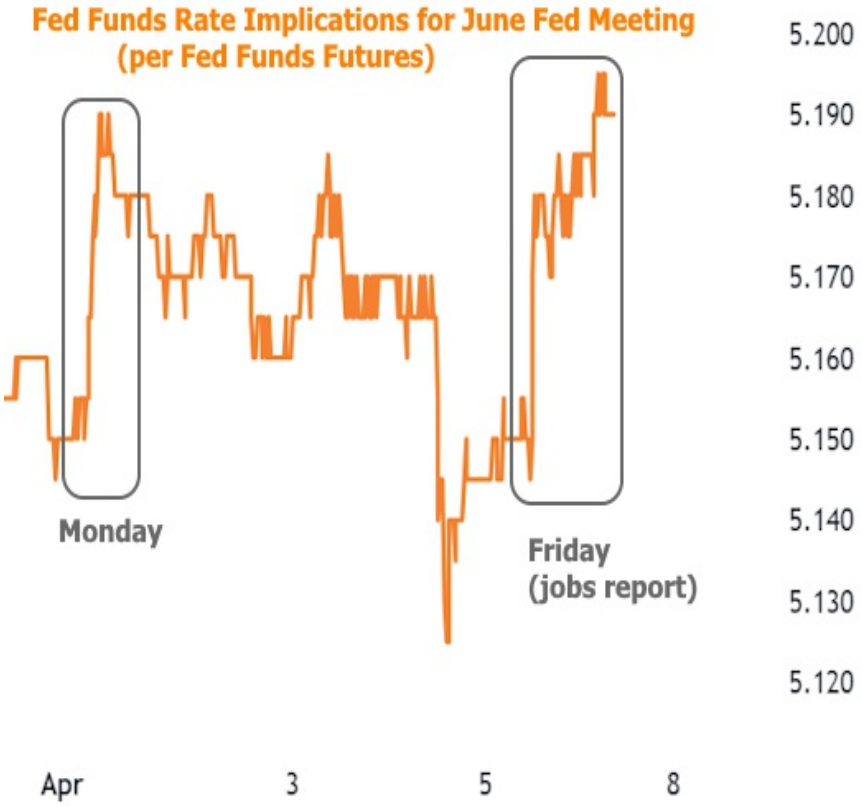

The other major counterpoint is that while the jobs report is certainly big, next week's Consumer Price Index (CPI) is bigger. It's not unreasonable to consider that markets are waiting to trade the full reaction to this week's data until they see how CPI comes in next week.

One silver lining is that mortgage rates had a slightly better week than Treasury yields and have generally been outperforming since February. The average 30yr fixed rate has moved up by less than 0.40% from Feb 1, 2024 while 10yr yields have moved up more than 0.50% over the same time.

© 2026 MBS Live, LLC. - This newsletter is a service of MarketNewsletters.com.

The interest rates provided in this newsletter are national averages from independent data sources. Rate/APR terms may differ from those listed above based on the creditworthiness of the borrower. All information provided "as is" for informational purposes only, not intended for trading purposes or financial advice.

Read or subscribe to my newsletter online at: http://housingmarketweekly.com/scottmunds

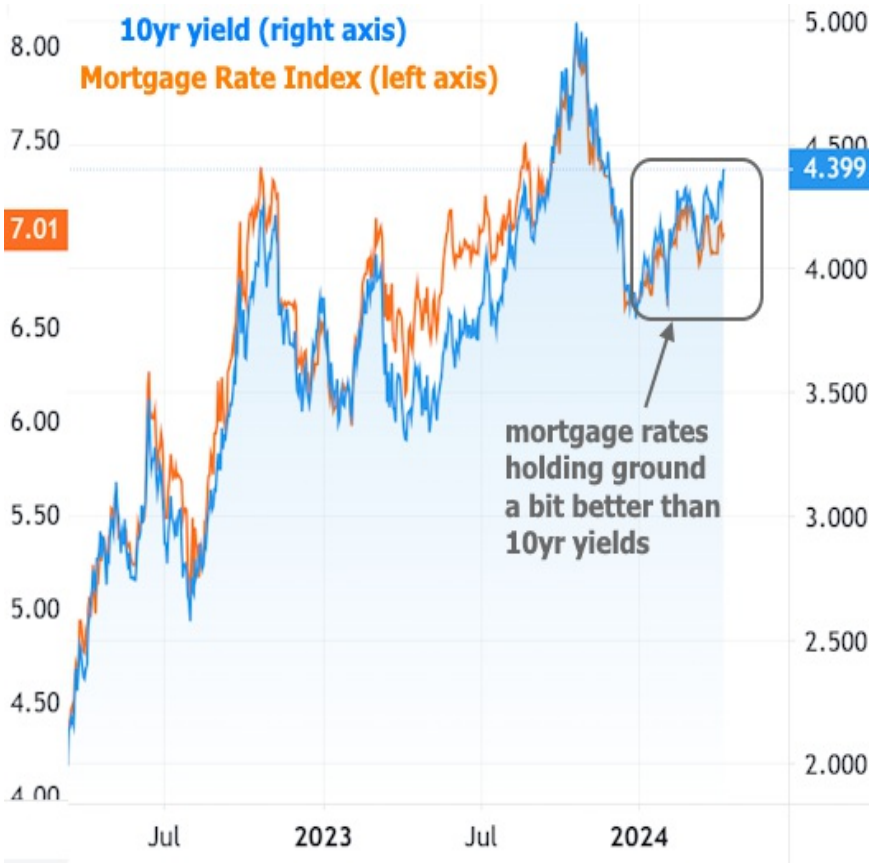

Subscribe to my newsletter online at: http://housingmarketweekly.com/scottmunds

Recent Economic Data

Date	Event	Actual	Forecast	Prior
Monday, Apr 01				
9:45AM	Mar S&P Global Manuf. PMI	51.9		52.2
10:00AM	Mar ISM Mfg Prices Paid	55.8	52.7	52.5
10:00AM	Mar ISM Manufacturing PMI	50.3	48.4	47.8
Tuesday, Apr 02				
10:00AM	Feb USA JOLTS Job Openings	8.756M	8.75M	8.863M
Wednesday, Apr 03				
7:00AM	Mar/29 MBA Purchase Index	145.6		145.7
7:00AM	Mar/29 MBA Refi Index	453.5		460.9
8:15AM	Mar ADP jobs (k)	184K	148K	140K
9:45AM	Mar S&P Global Services PMI	51.7		52.3
10:00AM	Mar ISM N-Mfg PMI	51.4	52.7	52.6
10:00AM	Mar ISM Services Prices	53.4		58.6
Thursday, Apr 04				
8:30AM	Mar/30 Jobless Claims (k)	221K	214K	210K

Event Importance:

No Stars = Insignificant
☆ Low
★ Moderate
★★ Important
★★ Very Important

© 2026 MBS Live, LLC. - This newsletter is a service of MarketNewsletters.com.

The interest rates provided in this newsletter are national averages from independent data sources. Rate/APR terms may differ from those listed above based on the creditworthiness of the borrower. All information provided "as is" for informational purposes only, not intended for trading purposes or financial advice.

Read or subscribe to my newsletter online at: http://housingmarketweekly.com/scottmunds

Date	Event	Actual	Forecast	Prior
Friday, Apr 05				
8:30AM	Mar Non Farm Payrolls	303K	200K	275K
8:30AM	Mar Unemployment rate mm (%)	3.8%	3.9%	3.9%
Wednesday, Apr 10				
8:30AM	Mar y/y CORE CPI (%)	3.8%	3.7%	3.8%
8:30AM	Mar m/m CORE CPI (%)	0.4%	0.3%	0.4%
2:00PM	FOMC Minutes			
Thursday, Apr 11				
8:30AM	Mar Core Producer Prices MM (%)	0.2%	0.2%	0.3%
8:30AM	Mar Core Producer Prices YY (%)	2.4%	2.3%	2%
8:30AM	Apr/06 Jobless Claims (k)	211K	215K	221K
Friday, Apr 12				
8:30AM	Mar Import prices mm (%)	0.4%	0.3%	0.3%
8:30AM	Mar Export prices mm (%)	0.3%	0.3%	0.8%
10:00AM	Apr Consumer Sentiment (ip)	77.9	79	79.4

“We exist to make a difference in people’s lives by providing the right mortgage products."

Scott is the Portland Mortgage Coach, an Ideas Machine, a Revolutionist and a Rock N' Roller!

Ask me about my ** Hero-Homebuyer ** program that helps Veterans, First Responders, Healthcare Workers (HCW), Volunteers and Teachers!!

With over 25 years in the Mortgage Industry. Scott Munds is #1 a family man. Married over 30 years to his lovely wife Susie with four amazing children all living in the Portland Metro area. He enjoys spending time in the community serving with the Community Action group and the Blanchet House. Scott has a serving heart! In business, Scott is known as a straight shooter full of integrity. He is a Master in the Mortgage Loan Process with a legendary reputation in the mortgage and real estate industry. Scott has earned an extensive following of real estate agents, clients who love him, and an avant-garde mind that attracts respect inside and outside of his business.

If you are a Local Hero-Homebuyer (Classified as - A First Responder, Teacher, Veteran, Government Employee, Healthcare Worker, or Local Volunteer), then please message me to find out what loan discounts, down payment assistance, and other incentives you may have and have earned). It's time for us to serve you. Thank you for your Service! - Scott Munds

Scott Munds

© 2026 MBS Live, LLC. - This newsletter is a service of MarketNewsletters.com.

The interest rates provided in this newsletter are national averages from independent data sources. Rate/APR terms may differ from those listed above based on the creditworthiness of the borrower. All information provided "as is" for informational purposes only, not intended for trading purposes or financial advice.

Read or subscribe to my newsletter online at: http://housingmarketweekly.com/scottmunds

© 2026 MBS Live, LLC. - This newsletter is a service of MarketNewsletters.com.

The interest rates provided in this newsletter are national averages from independent data sources. Rate/APR terms may differ from those listed above based on the creditworthiness of the borrower. All information provided "as is" for informational purposes only, not intended for trading purposes or financial advice.

Read or subscribe to my newsletter online at: http://housingmarketweekly.com/scottmunds